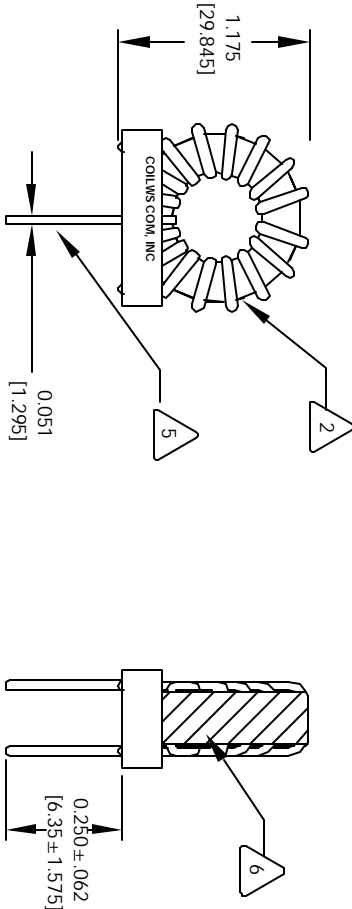
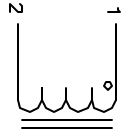


The information contained in this drawing is the sole property of CWS Coil Winding Specialist. Any reproduction in part or whole without written permission of CWS Coil Winding Specialist is prohibited.

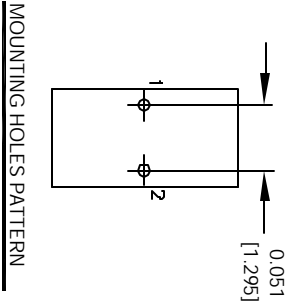
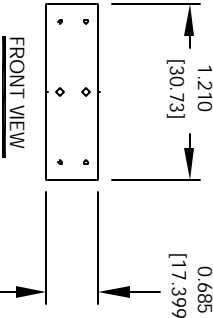
REVISION HISTORY

REV	ECN	DESCRIPTION	DATE	BY	CHK	DATE
A		PRE-PRODUCTION RELEASE	7/7/04	JLU		7/14/04



FRONT VIEW

SIDE VIEW



6 USING A PERMANENT MARKING METHOD MARK PART NUMBER AND REVISION, IF APPLICABLE IF NEEDED, WRAP INDUCTOR WITH GLASS TAPE TO THE CORE

5 MUST REST FLAT ON PCB. LEADS MUST BE TANGENT FLUSH WITH THE COIL EDGE, AS SHOWN (I.E. COIL REMOVE INSULATION AND TIN LEADS 0.50 INCH

4 WIND COILS EVENLY SPACED AROUND THE CORE CONSTRUCTION:

3 HI-POT TEST FOR WINDING TO CORE ISOLATION = 500VDC MIN
 CURRENT RATING : 9.8 AMPS, 40 °C TEMP. RISE, NO AIR FLOW
 DCR = 11.0 MILLI-OHMS MAX.
 DC BIASED = 9.8 AMPS, INDUCTANCE = 21 UH
 DC BIASED = 16.0 AMPS, INDUCTANCE = 20 UH
 INDUCTANCE = 25 UH +-10% @ LOW DC BIAS, 1 KHZ, 250mv
 SPECIFICATIONS:

2 WIRE: UL RECOGNIZED 200°C RATED MAGNET WIRE
 CWS BYTEMARK OR OTHER APPROVED PART
 CORE: COATED HIGH FLUX TOROIDAL CORE

1 RATING CLASS B (130°C MIN.) REQUIRED
 MATERIAL: UL RECOGNIZED 94V-0 FOR FLAMMABILITY

NOTES: TOROIDAL POWER CHOKE. ALL DIMENSIONS IN INCHES

CODE	IDENT	MFG. P/N	DESCRIPTION	ITEM NO.
PARTS LIST				
AUTOCAD	X		CWS Coil Winding Specialist.	
SOLIDWORKS			1510 E. Edinger Ave.	
SIGN	DATE		WWW.COILS.COM	
			Unit B, Santa Ana, CA, 92705	
TITLE: Toroidal Power Chokes				
DRAWN: RFR 7/13/04				
CHECKED: JLU 7/13/04				
ENGR: KSUM 7/13/04				
APPR: JLU 7/13/04				
SIZE: DIM. UNITS: B				
SCALE: 2=1				
REV: A				
SHEET 1 OF 1				